

**SPORT  
COURT**

WORLD'S LARGEST  
COURT BUILDER



Cleaning Solutions

# MODULAR SPORTS FLOORING CARE AND MAINTENANCE TIPS FOR RESPONSE HIGH-GLOSS AND MAPLE SELECT FLOORS

***Congratulations on your purchase of a genuine Sport Court® performance surface!***

Sport Court sports floors are designed to require a minimum of care and maintenance, and if you follow the recommended guidelines, your floor will give you years of trouble-free performance. Please refer to the Sport Court Indoor Modular Care and Maintenance Guide for detailed maintenance and cleaning procedures, schedules, and products that will keep your floor looking good and playing well, but keep in mind that traffic/usage, hours of operation and type of activities will dictate the required frequency of cleaning and maintenance.

***Failure to properly maintain your Sport Court floor may nullify your warranty coverage. If you have any questions, contact your Sport Court Dealer or the Technical Service Dept. at 1-800-421-8112.***

## DAILY MAINTENANCE




### MATTING

Be sure to vacuum mats daily at all entrances. Overload mats cannot trap soil and prevent it from entering the building.



### DAMP MOP SPILLS

Damp mop spills as they occur using approved daily cleaner (diluted 3 oz. per gallon of water.)





### PRETREATED MOP OR COURTCLEAN™

Use treated towels around a dust mop or CourtClean with treated towels.

## WEEKLY MAINTENANCE

Carefully remove gum, tap and labels with a putty knife and gum remover.



### PRETREATED MOP OR COURTCLEAN™

Prior to auto-scrubbing or damp mopping, clean the floor using pre-treated towels around a dust mop or CourtClean pre-treated with an approved product.



### AUTO SCRUB-Low RPM

Auto-scrub weekly using approved daily cleaner (diluted 2 oz. per gallon of water) and red pads. During Severe weather months more frequent cleaning may be necessary. Be sure to avoid saturating the floor with cleaner solution.



### DAMP MOP

For facilities not equipped with an auto scrubber, damp mop weekly using approved daily cleaner (diluted 3 oz. per gallon of water.) During severe weather months more frequent cleaning may be necessary. Be sure to avoid saturating the floor with cleaner solution.

### General Care

- Place permanent walk-off mats at all thresholds to catch damaging grit and dirt before it is tracked on to your floor.
- Shake out mats daily; vacuum weekly or more often as traffic dictates.
- Where possible, avoid allowing players to use 'outdoor shoes' on your floor.

### Maintenance and Cleaning Schedule

**Conduct Initial Cleaning & Protection** - Immediately after installation and striping

**Routine Care** - Daily and weekly maintenance

**Deep Cleaning** - Once each year, depending on usage

**Static Electricity** - Add fabric softeners or an anti-static additive to your cleaning solution when you damp mop or auto-scrub your floor

### Source of Chemicals and Supplies acceptable with Response HG flooring

Moriah LLC Office: (704) 926-4072

Daily Cleaners / Neutra pH cleaners:

- Scrub and Shine™

Dust Mop Treatment:

- Dust Magnet™

Maintenance Finish:

- Recover2™



**\* A new or freshly laundered dust mop should be treated with 2 oz. of approved product for every foot of mop head 12 hours before its initial use.**

**\*\* To re-treat a dust mop 1oz. of approved product per foot of mop head.**